



Dear Prospective Member,

We are excited about your interest in Temple Beth Emeth! Enclosed please find the following: general information about our congregation, a copy of our most recent bulletin, an application for membership, and materials to complete your financial commitment to the congregation. You will also be receiving a call from a representative of our membership committee to see if you have any questions and to ask how we can assist you as you explore TBE. Your name(s) has(have) been added to our mailing list, so that you will receive copies of the bulletin.

Please join us at any of our Friday evening services this summer: either Tot Shabbat at 5:30 pm followed by a tot-friendly dinner (\$5 per person) or our 7:30 pm service, led by different congregants each week. Our clergy return to lead services on August 28 at Prospective Member Shabbat. We also invite you to attend any of the various congregational activities which are described in the bulletin. Temple Beth Emeth has a wealth of programming for congregants at various stages in their lives as well as enriching Sisterhood and Brotherhood events.

We hope that your experiences at Temple Beth Emeth are very positive. Should you decide to pursue membership, just complete the application and membership commitment form included in this mailing and return them to the office. A member of the Finance Committee will call after you submit your forms to answer any questions and/or discuss your financial commitment to the Temple. Please note that all financial conversations are confidential. We follow the principles of the "Fair Share Program" developed by the Union for Reform Judaism. Each member family is asked to contribute on the basis of their financial circumstances. No one is refused membership for financial reasons.

We believe that you will find this to be a welcoming and vital community, able to meet the needs of all of its members, whether those needs are ritual, social, spiritual or educational. We encourage your participation as you make your decision about membership. Please feel free to call me for more information. If you would like to speak directly with Rabbi Robert Levy, Terri Ginsburg (Director of Education), or Ronnie Simon (Executive Director), please call the Temple office at 734-665-4744.

I look forward to meeting you!

Sincerely,

Patty Benson
Vice President for Membership
(734)995-0931

A Message about Finances

We welcome your interest in joining Temple Beth Emeth. This letter describes our annual membership commitment for operations and our capital fund commitment. TBE is guided by three key principles when it comes to finances.

- We welcome all persons who want to explore Judaism as part of our community. **No one is denied membership because of an inability to pay the annual membership commitment starting point amount** under the congregation's fair share pledge structure.
- We expect each member to pay his or her "fair share". The hard reality is that it takes a great deal of money to operate a synagogue. We rely on all our members to be as generous as possible, based on ability to pay. On financial issues, we count on our members to "do the right thing", and they do.
- We encourage applicants for membership who have questions about the Temple's financial obligations to ask questions! Joining a synagogue is a big step, and it simply is not possible in a membership packet to address the great variety of concerns that prospective members may have. Ronnie Simon, our Executive Director, can answer many of your questions. You can contact her at the Temple office, 665-4744. You may also feel free to call us at our homes in the evenings. Our information is at the end of this letter.

Now the details:

We ask all members to make two financial commitments, one for annual operations, and the other for a capital fund pledge. In addition, tuition is charged to members who have children in Religious and Hebrew school.

Annual Operation Pledge

Temple Beth Emeth is a Fair Share congregation. Annual dues are calculated based on adjusted gross household income at various rates depending on income. If, in the member's opinion, special conditions exist that create a hardship, the member can elect to pledge at a variance from this rate and briefly state the reasons on the Membership Commitment form. (Line 3) This information is confidential. The method of determination is based on mutual trust and has been extremely successful.

Payment Schedule

Your annual membership commitment for operations may be paid on an annual, semi-annual, quarterly or monthly basis. We encourage members to utilize automatic online bill pay, which is offered by most banks. Other options are sending checks or paying through MasterCard, Visa or direct debit set up by the temple to occur on a predetermined schedule. The forms for using credit card or doing direct debit are included in this package.

Capital Fund Pledge

This fund covers debt service on our building as well as the funds for major building repairs. Generally, we expect member families to pledge a minimum of \$2,000 adjusted for ability to pay. This pledge is payable over a period of up to five years. We feel strongly that all members of the congregation should help make some contribution to paying for "bricks and mortar", even if the contribution is only a nominal amount.

Both with Annual Membership Commitment and Capital Fund Pledges, our congregation is emphatic in its desire to welcome into membership individuals and families who share our goals regardless of income level.

Although we hope that this letter will answer most of your questions about Temple finances, please contact either Ronnie Simon (Executive Director, 665-4744), or either of the officers listed below if you need further information.

B'Shalom,

Stephanie Newell
Vice President for Finance
(734) 663-1215

Dave Gitterman
Treasurer
(734) 572-0252

Caring Community at TBE

Caring Community is facilitated by Rabbi Lisa Delson, with the assistance of congregant leadership, who are committed to making TBE an inclusive and participatory community. Caring Community groups are for TBE members only unless otherwise mentioned. For more information about any of the following groups, please contact Rabbi Delson at 665-4744 or ldelson@templebethemeth.org. The Caring Community program provides a congregation-wide opportunity to serve fellow congregants in times of joy and sorrow.



TBE Members: Sign up for Caring Community groups by printing out the sign up form on our website (http://www.templebethemeth.org/tbe/files/cc06_form.pdf) and sending it to the TBE office

Attn: Caring Community






New Members, please use the reverse of your application form.

Chavurot (Affinity Groups):

- **Caregiving Support for Adult Children:** Two groups meet monthly to support adult children caring for an aging relative.
- **Families With Young Children:** Provides holiday-related programming for families with young children aged 0-5, such as Tot Shabbat and Tot Chanukah. Open to the community.
- **Generations After (formerly 2nd Generation):** Children & relatives of Holocaust Survivors come together to create meaningful Yom Hashoah and Yom Kippur (afternoon) services.
- **New Beginnings:** Meets with Janice Gutfreund, New Beginnings Coordinator, for five sessions to discuss issues related to conversion and to share information and support. "How to" workshops and group attendance at services will be planned during the year. Open to the community.
- **Renaissance Group:** For members in the 55+ age group as well as members in their forties without children in the religious school; monthly social, educational, religious and cultural activities coordinated by members.
- **Ruach:** A new social group has recently formed for TBE members in their 40's & 50's as well as members who feel they are in-between the TNT & Renaissance Groups. Singles & couples are welcome.
- **Twenties and Thirties (TNT):** A group of members in their twenties and thirties, TNT offers social, cultural, and social action activities. Open to the community.

Ongoing Opportunities for Service:

- **Bikkur Cholim:** The Jewish tradition of visiting the sick or elderly. Congregants visit TBE members and/or their relatives at home, in the hospital, or the nursing home.
- **Caring Community Volunteer Corps (CCVC):** Provides support and connection within the TBE community during times of joy and sorrow, offering meals and rides.
- **Welcoming Services:** A program to integrate new members into the TBE community.
- **Nachamu:** Conducts shiva services for fellow congregants. Nachamu has created a comprehensive bereavement guide for the TBE community. All temple members are invited to learn how to conduct Shiva services.



Spirituality and Community:

- **Healing, Spirituality and Meditation:** Explores Jewish spirituality and meditation and offers classes and retreats. Open to the community.
- **Jewish Hikers of Michigan:** The mission of this newly formed hiking group is to offer spiritual, social and physical activities in nature for the Jewish community. Monthly events will be planned. Adults and children are welcome. Open to the community.

